

BALTIMORE COUNTY PUBLIC SCHOOLS

DATE: February 13, 2007

TO: **BOARD OF EDUCATION**

FROM: Dr. Joe A. Hairston, Superintendent

SUBJECT: **REPORT ON ANNEXATION OF PRE-KINDERGARTEN AND
KINDERGARTEN STUDENTS FROM DEEP CREEK
ELEMENTARY SCHOOL AND DOGWOOD ELEMENTARY
SCHOOL**

ORIGINATOR: Jean Satterfield, Assistant Superintendent, Southeast Area
Manual Rodriguez, Assistant Superintendent, Southwest Area

**RESOURCE
PERSON(S):**

INFORMATION

To inform the Board of Education of the enrollment relief plans for Deep Creek Elementary School and Dogwood Elementary School for the 2007-2008 school year.

Attachment I – Executive Summary
Attachment II – PowerPoint Presentation

Enrollment Relief Plan for Deep Creek Elementary and Dogwood Elementary Schools

Executive Summary

Early each school year, staff from the Office of Strategic Planning meets with the Area Assistant Superintendents to discuss student enrollment. Using the September 30th enrollment numbers, the enrollment and capacity of all schools are reviewed. During this time, plans are discussed to provide relief to schools operating over the State Rated Capacity (SRC). The plans discussed range from simple and low-cost to complex and costly. The simple and low-cost plans may include a review of the current room use resulting in recommendations for adjustment that will increase building capacity or the placement of a relocatable classroom. The more complex and expensive plans may include redistricting from an over-capacity school to one with excess capacity or the construction of an addition or a new school.

Dogwood and Deep Creek Elementary Schools have operated at a level that exceeds SRC for the past few years. Relocatable classrooms have been used to provide relief but they no longer represent an optimal strategy.

The enrollment relief plan for both Dogwood and Deep Creek Elementary Schools is to annex the prekindergarten and kindergarten students to nearby schools. The annexed students at Dogwood will move to Featherbed Lane Elementary School. The annexed students at Deep Creek will relocate to Hawthorne Elementary School. Both Featherbed Lane and Hawthorne Elementary Schools have the excess capacity to accommodate these students.

Staff is recommending the proposed annexation plan as being in the best interest of children by providing the most relief while impacting the least number of children.

Enrollment Relief Plan for Deep Creek ES and Dogwood ES



Prepared by the Baltimore County Public Schools Office of Strategic Planning

Why Deep Creek ES and Dogwood ES?

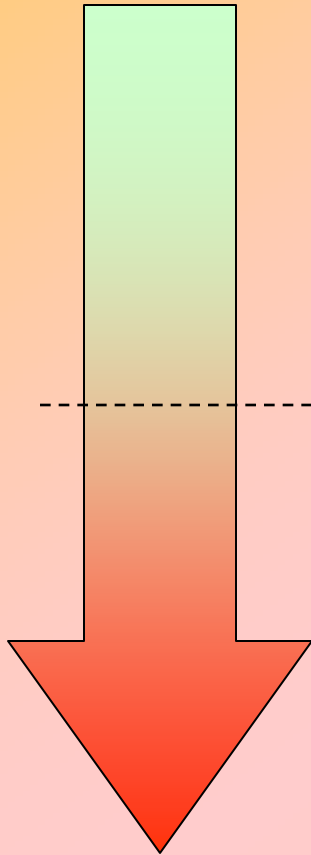
Both Deep Creek ES and Dogwood ES:

- Two of the three most over-capacity BCPS elementary schools for 2006
- Maximized use of relocatable units onsite to help manage enrollments



Strategies for Providing Relief

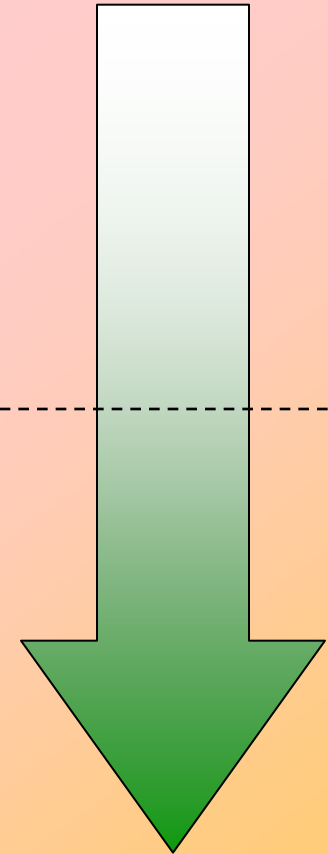
Simple



Complex

- Capacity analysis
- Room use recommendations
- Use of existing relocatable units
- Enrollment caps/Annexing/Redistricting
- Purchase additional relocatable units
- Renovations
- Permanent/Modular additions
- Capital construction

No/Low Cost



High Cost

Deep Creek ES Relief Plan



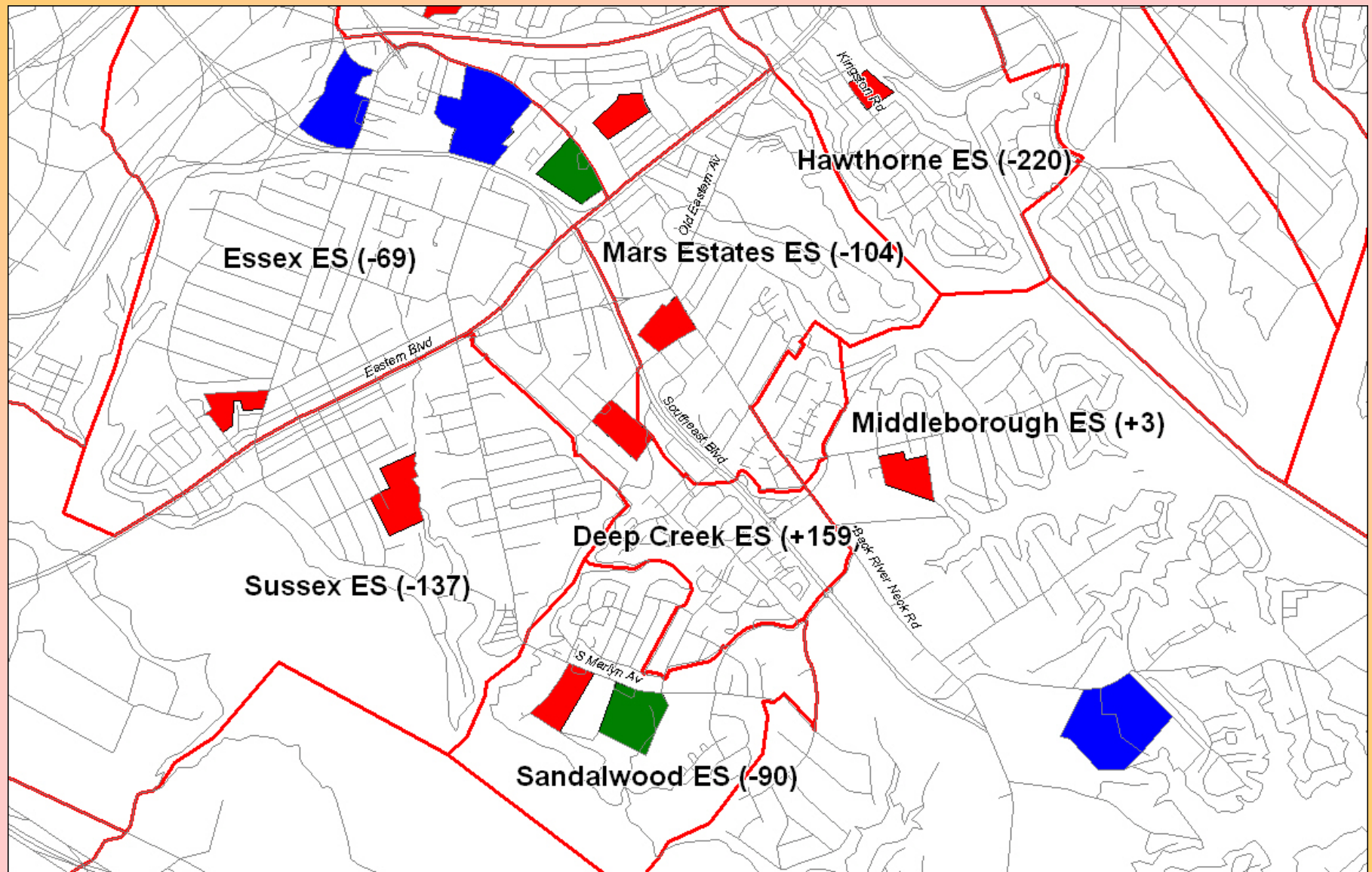
Deep Creek ES Profile

- Most over-capacity BCPS elementary school
 - 159 (FTE) students over capacity
 - 144.41% capacity
- 9,760 sq. ft. addition in 1995
- Capacity of 358; FTE Enrollment 517
- 7 single relocatable units providing 161 additional seats
- Projected to remain over capacity over next 10 years

Adjacent Elementary School Profiles

- Capacity available at nearby schools:
 - Essex ES (-69)
 - Mars Estates ES (-104 students)
 - Middleborough ES (+3)
 - Sandalwood ES (-90 students)
 - Sussex ES (-137 students)
 - Hawthorne ES (-220 students)
- These schools are projected to have stable or declining enrollments over the next ten years

Deep Creek Elementary and Surrounding Schools 2006



Proposal for 2007/2008 School Year: Annex Prekindergarten and Kindergarten to Hawthorne ES

- Hawthorne ES is the closest school with sufficient capacity to accommodate 159 Deep Creek ES students

Deep Creek ES and Hawthorne ES This Year, As Is:						
School	FDK	Capacity SRC	Total Enrollment	Enrollment FTE	Number +/- SRC	% of SRC
Deep Creek ES	*	358	544	517	159	144.41%
Hawthorne ES	*	616	430	396	-220	64.29%
		974	974	913	-61	41.74%
Deep Creek ES and Hawthorne ES This Year, If Annexed						
School	FDK	Capacity SRC	Total Enrollment	Enrollment FTE	Number +/- SRC	% of SRC
Deep Creek ES	*	358	399	399	41	111.45%
Hawthorne ES	*	616	575	514	-102	83.44%
		974	974	913	-61	97.45%

Dogwood ES Relief Plan



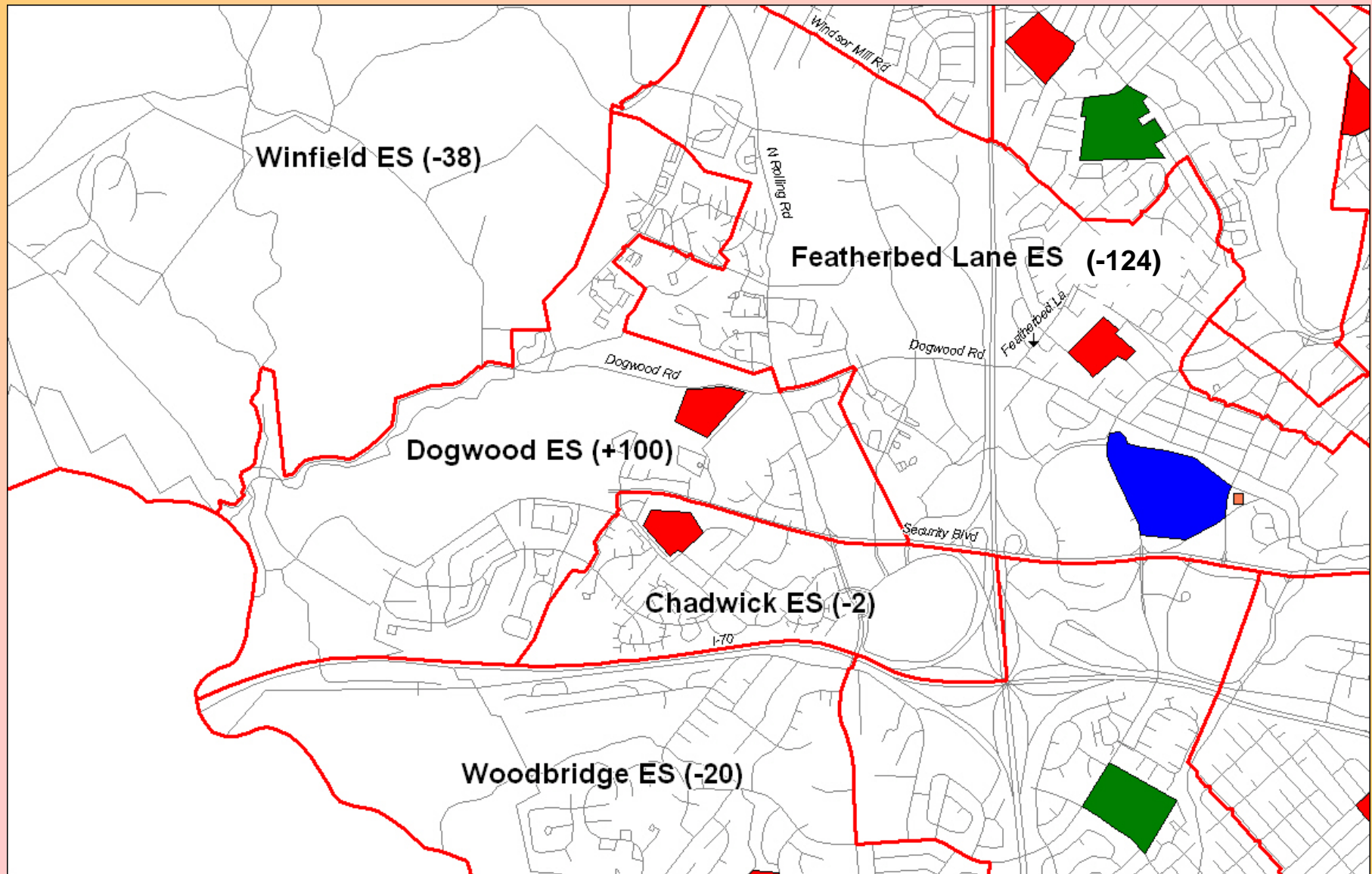
Dogwood ES Profile

- Third most over-capacity BCPS elementary school
 - 100 (FTE) students over capacity
 - 120.53% capacity
- Capacity of 487; FTE enrollment 587
- 3 double relocatable units providing 138 additional seats
- Projected to remain over capacity over next 10 years

Adjacent Elementary School Profiles

- Capacity available at nearby schools:
 - Chadwick ES (-2 students)
 - Featherbed Lane ES (-124 students)
 - Winfield ES (-38 students)
 - Woodbridge ES (-20 students)
 - Chadwick ES, Winfield ES and Woodbridge ES are expected to maintain stable populations over the next 10 years.
 - Featherbed Lane ES enrollments are expected to decline slightly over the next 3 years, then climb steadily over the following 7 years.

Dogwood Elementary and Surrounding Schools 2006



Proposal for 2007/2008 School Year: Annex Prekindergarten and Kindergarten to Featherbed Lane ES

- Featherbed ES is the closest school with sufficient capacity to accommodate 100+ Dogwood ES students

Dogwood ES and Featherbed Lane ES This Year, As Is...						
School	FDK	Capacity SRC	Total Enrollment	Enrollment FTE	Number +/- SRC	% of SRC
Dogwood ES	*	487	608	587	100	120.53%
Featherbed Lane ES	*	768	680	644	-124	83.85%
		1255	1288	1231	-24	98.09%
Dogwood ES and Featherbed Lane ES This Year, If Annexed						
School	FDK	Capacity SRC	Total Enrollment	Enrollment FTE	Number +/- SRC	% of SRC
Dogwood ES	*	487	470	470	-17	96.51%
Featherbed Lane ES	*	768	818	761	-7	99.09%
		1255	1288	1231	-24	97.80%

Advantages/Disadvantages of Annexing

Advantages:

- Provides relief with least disruption (smallest number of students and smallest number of moves)
- Does not disadvantage any single neighborhood or community
- Proximity of receiving schools (1.7 miles Dogwood/Featherbed and 2.9 miles for Deep Creek/Hawthorne)
- Allows realignment of relocatable units
- History of successful implementation
- Effective and efficient use of resources

Disadvantages:

- Potential split of siblings

Timeline

For both annexing proposals, the timelines are similar:

- Southeast and Southwest Area Assistant Superintendents met with impacted elementary school principals and PTA executive boards
 - SE Meetings on January 8, 2007 at Deep Creek ES and January 11, 2007 at Hawthorne ES
 - SW Meetings on January 22, 2007 at Featherbed Lane ES and Dogwood ES
- Presentation to the Board, February 13, 2007
- Notification of affected students, T.B.D.
- Open house events, T.B.D.
- Implementation for 2007/2008 school year